



Samford University
Orlean Beeson School of Education

FIELD PLACEMENT DATA DAY

JUNE 21ST, 2022

9:00 A.M.

AGENDA

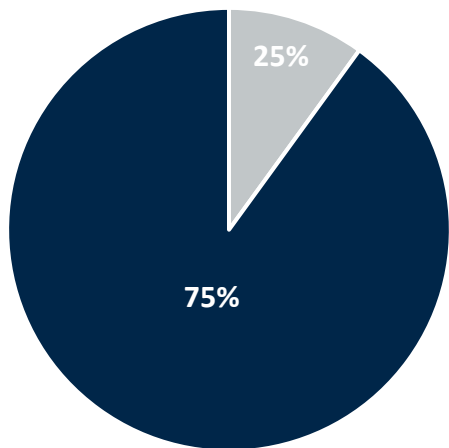
TIME	AGENDA
9:00 AM – 10:00 AM *Faculty & Staff Only*	Supervisor Survey Data of Cooperating Teachers
	Intern Survey Data of Cooperating Teachers and Supervisors
	Cooperating Teachers Qualifications Data
10:00 AM – 11:00 AM *All Attendees*	CPAST Data

Supervisors: CT DATA

Results

Supervisors: 4 Supervisors
Cooperating Teachers assessed : 2
Placement I Demographics: Suburban (4)
Grade Level: Pre-K
Subject: SPED, Pre-K SPED

Cooperating Teachers Placement I Impact on Students

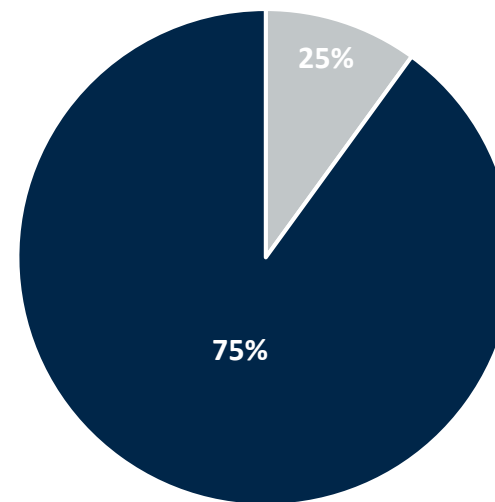


- Strongly Disagree
- Disagree
- Neither agree nor disagree
- Agree
- Strongly Agree

Results

Supervisors: 4 Supervisors
Cooperating Teachers assessed : 3
Placement II Demographics: Suburban (2) , Rural (2)
Grade Level: Self Contained K-6, 1st, Resource 3-5
Subject: SPED

Cooperating Teachers Placement II



- Strongly Disagree
- Disagree
- Neither agree nor disagree
- Agree
- Strongly Agree

Recommend to use CT in the Future: 100% YES (both Placements)
Recommend to use Schools in the Future: 100% YES (both Placements)

Intern: Supervisor Data

Results:
Total Interns: 20
Internship Semester: Spring 22
Supervisors Assessed: 6

#	Question	Strongly Disagree	Disagree	Neither agree nor disagree	Agree	Strongly Agree	Total
1	My university supervisor effectively communicated the course expectations of my internship.	2	0	0	2	16	20
2	My university supervisor was professional and respectful in his/her interactions with me.	2	0	0	1	17	20
3	My university supervisor was a source of good instructional ideas.	2	0	0	2	16	20
4	My university supervisor was knowledgeable of current best practices in teaching/ learning.	2	0	0	2	16	20
5	My university supervisor effectively communicated my strengths and areas of growth (either written or orally or both).	2	0	0	1	17	20
6	My university supervisor met with me to review my lesson observation feedback.	2	0	1	0	17	20
7	My university supervisor followed up to see if I had incorporated his/her suggestions.	2	1	1	3	13	20
8	My university supervisor discussed all aspects of my teaching (lesson plans, classroom management, etc.)	2	0	1	1	16	20
9	My university supervisor was available for communication (email, and/or phone).	2	0	0	1	17	20
10	My university supervisor helped me work through challenges and gave me helpful feedback.	2	0	1	3	14	20
11	My university supervisor had realistic expectations of me as an intern.	2	0	0	2	16	20
12	My university supervisor helped me develop a deeper understanding of how to meet individual learner needs.	2	0	3	1	14	20
13	My university supervisor helped me develop instructional strategies.	2	1	2	1	14	20
14	My university supervisor helped me develop my content knowledge.	2	1	2	2	13	20
15	My university supervisor helped me develop a deeper understanding of my professional responsibilities as a teacher.	2	0	0	2	16	20
16	My university supervisor helped me develop a deeper understanding of how to use assessment data to adjust my instruction.	2	0	2	3	13	20
17	My university supervisor helped me develop my professional dispositions.	2	0	2	1	15	20
18	My university supervisor was communicated effectively with my cooperating teachers.	2	0	1	2	15	20

Intern: Cooperating Teacher Placement I

Results:

Total Interns: 20

Internship Semester: Spring 22

Cooperating Teachers assessed: 20

Placement I Demographics: Urban (5) | Suburban (15) | Rural (1)

Placement I Grade Level: 1st, 3rd – 5th, 6th, 8th -10th, & 12th

Placement I Subjects: ELA, Math, SS, History, SPED, ELEM all subjects, Math & Science

#	Question	Strongly Disagree	Disagree	Neither agree nor disagree	Agree	Strongly Agree	Total
1	My Placement 1 Cooperating Teacher effectively communicated the expectations of my internship.	1	2	0	2	15	20
2	My Placement 1 Cooperating Teacher was professional and respectful in his/her interactions with me.	2	1	0	1	16	20
3	My Placement 1 Cooperating Teacher was a source of good instructional ideas.	1	1	0	3	15	20
4	My Placement 1 Cooperating Teacher was knowledgeable of current best practices in teaching/ learning.	2	0	1	4	13	20
5	My Placement 1 Cooperating Teacher effectively communicated my strengths and areas of growth (either written or orally or both).	2	0	0	2	16	20
6	My Placement 1 Cooperating Teacher met with me to review my lesson observation feedback.	1	0	1	3	15	20
7	My Placement 1 Cooperating Teacher followed up to see if I had incorporated his/her suggestions.	2	1	1	0	16	20
8	My Placement 1 Cooperating Teacher discussed all aspects of my teaching (lesson plans, classroom management, etc.)	2	1	0	2	15	20
9	My Placement 1 Cooperating Teacher was available for communication (email, and/or phone).	1	0	0	2	17	20
10	My Placement 1 Cooperating Teacher helped me work through challenges and gave me helpful feedback.	2	0	1	2	15	20
11	My Placement 1 Cooperating Teacher had realistic expectations of me as an intern.	2	0	1	2	15	20
12	My Placement 1 Cooperating Teacher helped me develop a deeper understanding of how to meet individual learner needs.	2	2	0	2	14	20
13	My Placement 1 Cooperating Teacher helped me develop instructional strategies.	2	0	1	4	13	20
14	My Placement 1 Cooperating Teacher helped me develop my content knowledge.	1	1	1	2	15	20
15	My Placement 1 Cooperating Teacher helped me develop a deeper understanding of my professional responsibilities as a teacher.	1	1	0	3	15	20
16	My Placement 1 Cooperating Teacher helped me develop a deeper understanding of how to use assessment data to adjust my instruction.	1	2	1	3	13	20
17	My Placement 1 Cooperating Teacher helped me develop my professional dispositions.	1	1	2	3	13	20
18	My Placement 1 Cooperating Teacher communicated effectively with my supervisor.	1	0	2	1	16	20

Intern: Cooperating Teacher Placement II

Results:

Total Interns: 20

Internship Semester: Spring 22

Cooperating Teachers assessed: 20

Placement II Demographics: Urban (3) | Suburban (15) | Rural (2)

Placement II Grade Level: Kindergarten, 1st, 2nd, 4th, 9th-12th

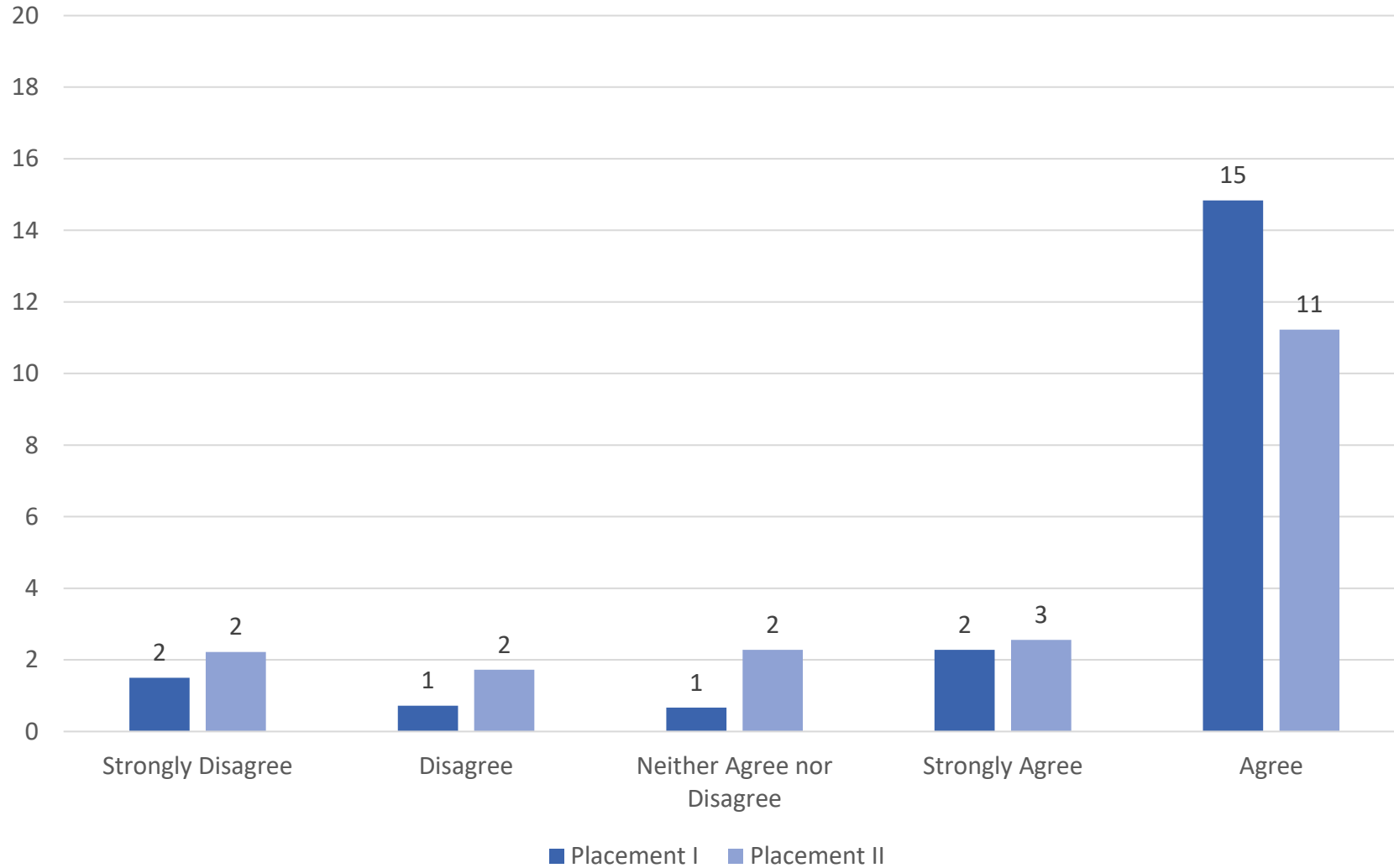
Placement II Subjects: ELA, Math, History, ELEM All Subjects

#	Question	Strongly Disagree	Disagree	Neither agree nor disagree	Agree	Strongly Agree	Total
1	My Placement 2 Cooperating Teacher was available for communication (email, and/or phone).	2	0	1	0	17	20
2	My Placement 2 Cooperating Teacher was professional and respectful in his/her interactions with me.	2	0	2	1	15	20
3	My Placement 2 Cooperating Teacher had realistic expectations of me as an intern.	2	2	1	3	12	20
4	My Placement 2 Cooperating Teacher effectively communicated my strengths and areas of growth (either written or orally or both).	3	1	3	1	12	20
5	My Placement 2 Cooperating Teacher met with me to review my lesson observation feedback.	2	1	3	2	12	20
6	My Placement 2 Cooperating Teacher was a source of good instructional ideas.	2	2	1	3	12	20
7	My Placement 2 Cooperating Teacher helped me work through challenges and gave me helpful feedback.	2	0	3	3	12	20
8	My Placement 2 Cooperating Teacher discussed all aspects of my teaching (lesson plans, classroom management, etc.)	2	1	2	4	11	20
9	My Placement 2 Cooperating Teacher was knowledgeable of current best practices in teaching/ learning.	2	2	2	3	11	20
10	My Placement 2 Cooperating Teacher helped me develop my professional dispositions.	3	2	2	2	11	20
11	My Placement 2 Cooperating Teacher helped me develop a deeper understanding of my professional responsibilities as a teacher.	2	1	2	4	11	20
12	My Placement 2 Cooperating Teacher followed up to see if I had incorporated his/her suggestions.	2	2	4	2	10	20
13	My Placement 2 Cooperating Teacher helped me develop a deeper understanding of how to meet individual learner needs.	3	4	2	1	10	20
14	My Placement 2 Cooperating Teacher helped me develop my content knowledge.	2	2	1	5	10	20
15	My Placement 2 Cooperating Teacher effectively communicated the expectations of my internship.	2	2	3	3	10	20
16	My Placement 2 Cooperating Teacher helped me develop instructional strategies.	3	3	2	3	9	20
17	My Placement 2 Cooperating Teacher communicated effectively with my supervisor.	2	2	4	3	9	20
18	My Placement 2 Cooperating Teacher helped me develop a deeper understanding of how to use assessment data to adjust my instruction.	2	4	3	3	8	20

Intern: Placement I vs. Placement II

Results:
Total Interns: 20
Internship Semester: Spring 22
Cooperating Teachers assessed: 20

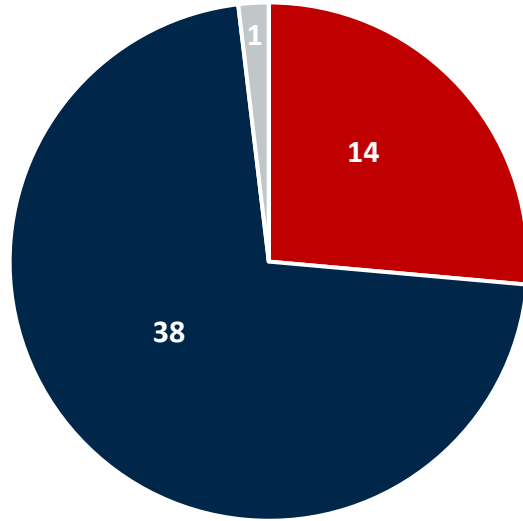
Placement I & Placement II Comparison Chart



COOPERATING TEACHERS QUALIFICATIONS

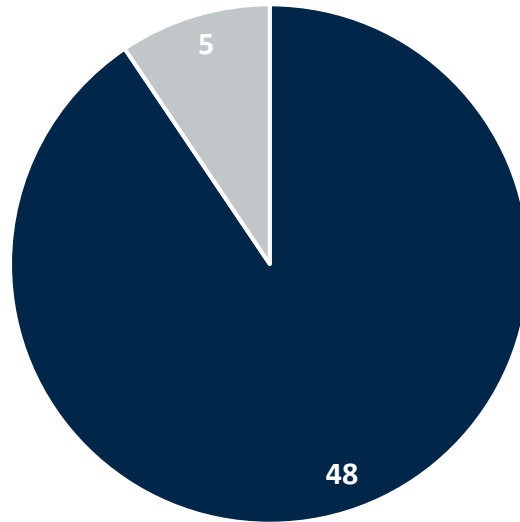
Results:
Cooperating Teachers: 53
Internship Semester: Spring 22

CT Highest Degree Held



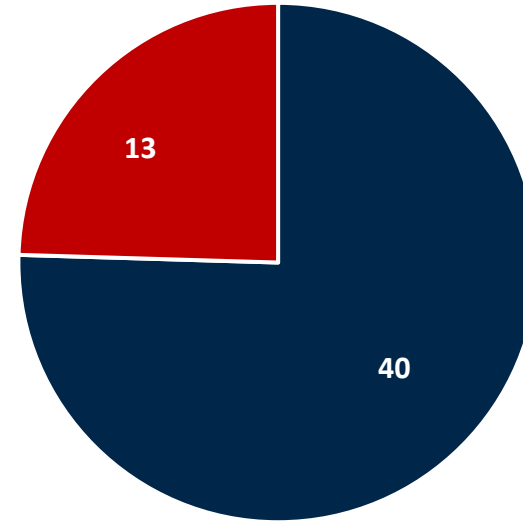
■ Bachelors ■ Masters ■ EdS ■ PHD

CT Experience



■ 4 or more years of full-time Exeperience ■ At least 3 years of Full time Experience

Class A or Class B Certification

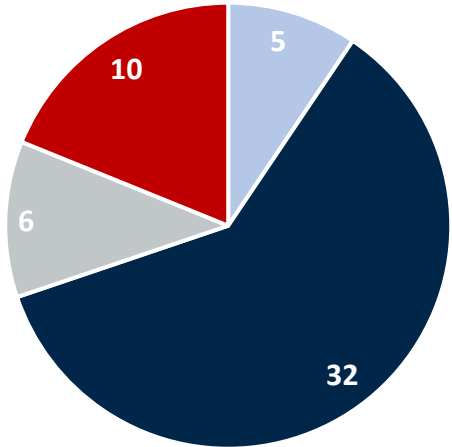


■ Class A ■ Class B

COOPERATING TEACHERS' QUALIFICATIONS

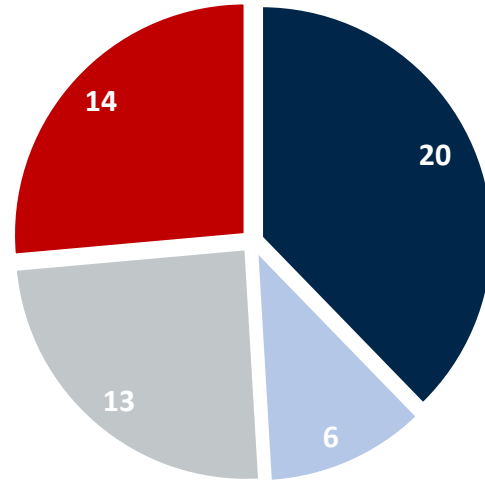
Results:
Cooperating Teachers: 53
Internship Semester: Spring 22

CT edTPA Preparedness



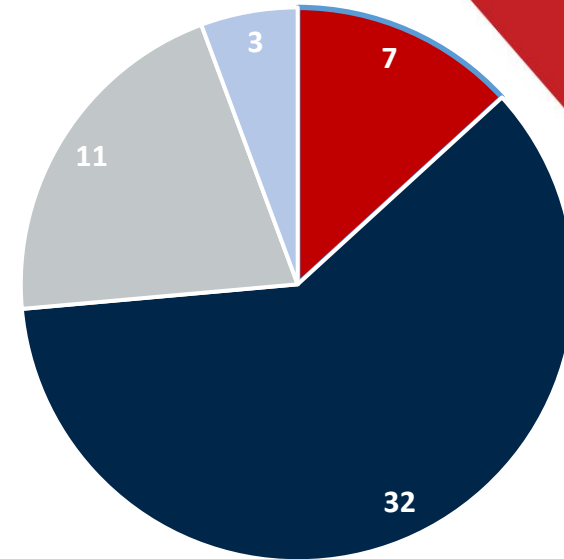
- Teacher has read the edTPA materials and can mentor the intern.
- Teacher participated in edTPA training and is confident in the process of mentoring interns to successful submission.
- Teacher did not read edTPA materials and does not feel comfortable mentoring interns but is planning to read materials.
- Unknown/NA

Cooperating Teacher Experience



- Teacher has never served as a cooperating teacher.
- Teacher has served as a cooperating teacher for more than 3 years at Samford or other university
- Teacher has served as a cooperating teacher for less than 3 years at Samford or other university
- Teacher has served as a cooperating teacher for 3 years at Samford or other university

Mentor Training



- Teacher has participated in formal mentor training outside of the school system where he/she serves or in district wide training and is recognized as a mentor teacher within the school and the broader community.
- Teacher has participated in mentor training in the school where he/she serves and is recognized as a mentor teacher within the school.
- The teacher has had no formal mentor training.
- Unknown/NA

CPAST DATA - Midpoint

Results:
Total Interns: 27
Internship Semester: Spring 22

Element	Exceeds Expectations	Meets Expectations	Emerging	Does Not Meet Expectations
Pedagogy Planning for Instruction and Assessment A. Focus for Learning: Standards and Objectives /Targets InTASC 7a CAEP R1.3 S:2	37.04% (10)	62.96% (17)	0.00% (0)	0.00% (0)
B. Materials and Resources InTASC 7b CAEP R1.3 S:2	44.44% (12)	55.56% (15)	0.00% (0)	0.00% (0)
C. Assessment of P-12 Learning InTASC 6b CAEP R1.3 S:2	25.93% (7)	66.67% (18)	7.41% (2)	0.00% (0)
D. Differentiated Methods InTASC 2c CAEP R1.1 S:2	18.52% (5)	70.37% (19)	11.11% (3)	0.00% (0)
Instructional Delivery E. Learning Target and Directions InTASC 7c CAEP R1.3 S:2	48.15% (13)	48.15% (13)	3.70% (1)	0.00% (0)
F. Critical Thinking InTASC 5d CAEP R1.2 S:2	40.74% (11)	48.15% (13)	11.11% (3)	0.00% (0)
G. Checking for Understanding and Adjusting Instruction through Formative Assessment InTASC 8b CAEP R1.3 S:2	29.63% (8)	62.96% (17)	7.41% (2)	0.00% (0)
H. Digital Tools and Resources InTASC 5i InTASC 6i CAEP R1.2 S:3	40.74% (11)	59.26% (16)	0.00% (0)	0.00% (0)
I. Safe and Respectful Learning Environment InTASC 3d CAEP R1.1 S:2	51.85% (14)	48.15% (13)	0.00% (0)	0.00% (0)
Assessment J. Data-Guided Instruction InTASC 6l CAEP R1.3 S:2	25.93% (7)	70.37% (19)	3.70% (1)	0.00% (0)
K. Feedback to Learners InTASC 6d CAEP R1.3 S:2	29.63% (8)	70.37% (19)	0.00% (0)	0.00% (0)
L. Assessment Techniques InTASC 7d CAEP R1.3 S:2	29.63% (8)	66.67% (18)	3.70% (1)	0.00% (0)
Analysis of Teaching M. Connections to Research and Theory CAEP R1.1 S:1	25.93% (7)	70.37% (19)	3.70% (1)	0.00% (0)
Dispositions Professional Commitment and Behaviors N. Participates in Professional Development (PD) InTASC 9b CAEP R1.4 S:2	37.04% (10)	59.26% (16)	3.70% (1)	0.00% (0)
O. Demonstrates Effective Communication with Parents or Legal Guardians InTASC 10d CAEP R1.4 S:2	29.63% (8)	66.67% (18)	3.70% (1)	0.00% (0)
P. Demonstrates Punctuality InTASC 9o CAEP R1.4 S:2	59.26% (16)	40.74% (11)	0.00% (0)	0.00% (0)
Q. Meets Deadlines and Obligations InTASC 9o CAEP R1.4 S:2	55.56% (15)	37.04% (10)	7.41% (2)	0.00% (0)
R. Preparation InTASC 3d CAEP R1.1 S:2	51.85% (14)	40.74% (11)	7.41% (2)	0.00% (0)
Professional Relationships S. Collaboration InTASC 10b CAEP R1.4 S:2	55.56% (15)	44.44% (12)	0.00% (0)	0.00% (0)
T. Advocacy to Meet the Needs of Learners or for the Teaching Profession InTASC 10j CAEP R1.4 S:2	33.33% (9)	66.67% (18)	0.00% (0)	0.00% (0)
Critical Thinking and Reflective Practice U. Responds Positively to Feedback and Constructive Criticism InTASC 9n CAEP R1.4 S:2	62.96% (17)	37.04% (10)	0.00% (0)	0.00% (0)

CPAST DATA - Final

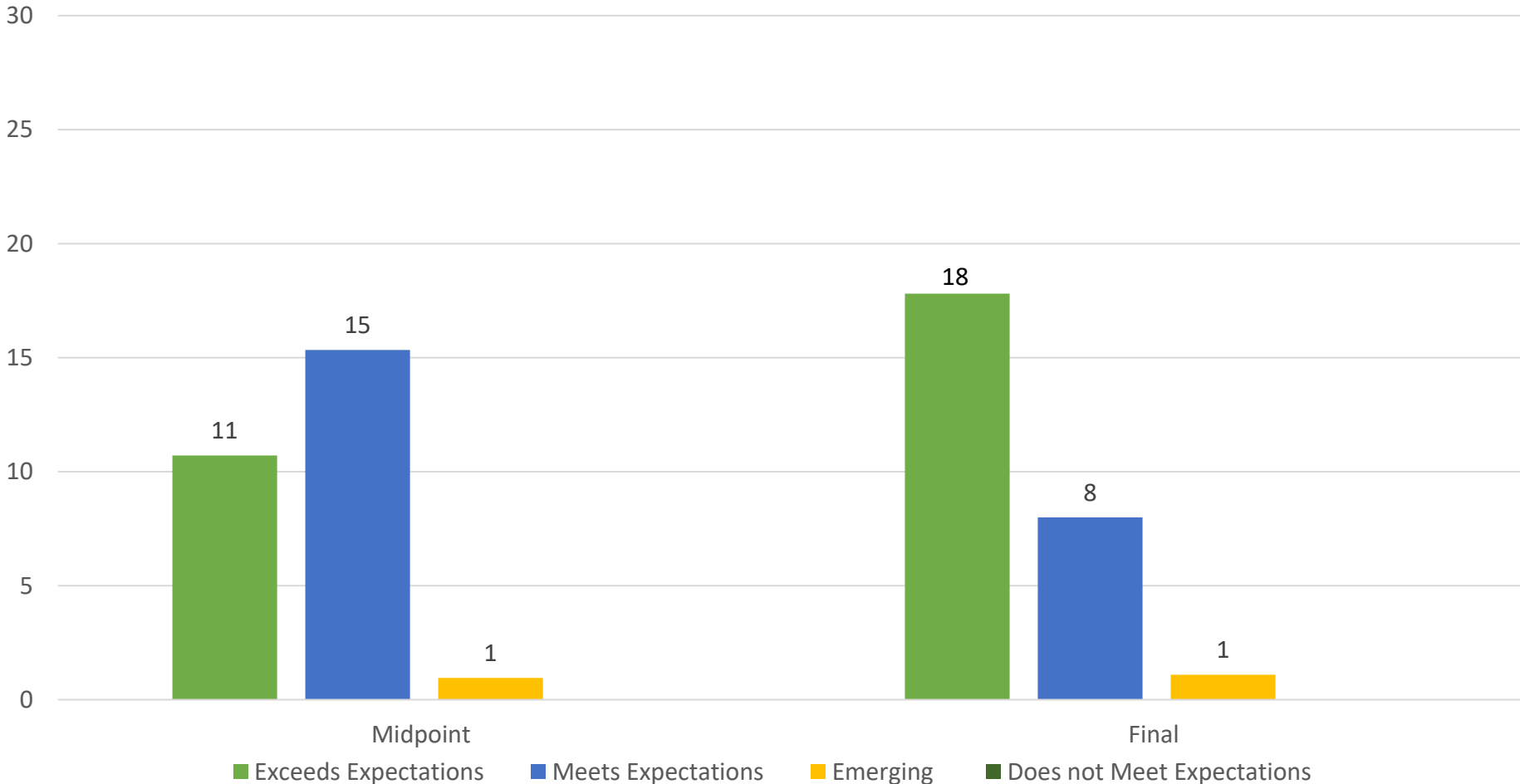
Results:
Total Interns: 27
Internship Semester: Spring 22

Element	Exceeds Expectations	Meets Expectations	Emerging	Does Not Meet Expectations
Pedagogy Planning for Instruction and Assessment A. Focus for Learning: Standards and Objectives /Targets InTASC 7a CAEP R1.3 S:2	55.56% (15)	40.74% (11)	3.70% (1)	0.00% (0)
B. Materials and Resources InTASC 7b CAEP R1.3 S:2	70.37% (19)	25.93% (7)	3.70% (1)	0.00% (0)
C. Assessment of P-12 Learning InTASC 6b CAEP R1.3 S:2	51.85% (14)	44.44% (12)	3.70% (1)	0.00% (0)
D. Differentiated Methods InTASC 2c CAEP R1.1 S:2	51.85% (14)	44.44% (12)	3.70% (1)	0.00% (0)
Instructional Delivery E. Learning Target and Directions InTASC 7c CAEP R1.3 S:2	59.26% (16)	37.04% (10)	3.70% (1)	0.00% (0)
F. Critical Thinking InTASC 5d CAEP R1.2 S:2	55.56% (15)	37.04% (10)	7.41% (2)	0.00% (0)
G. Checking for Understanding and Adjusting Instruction through Formative Assessment InTASC 8b CAEP R1.3 S:2	66.67% (18)	29.63% (8)	3.70% (1)	0.00% (0)
H. Digital Tools and Resources InTASC 5l InTASC 6i CAEP R1.2 S:3	81.48% (22)	14.81% (4)	3.70% (1)	0.00% (0)
I. Safe and Respectful Learning Environment InTASC 3d CAEP R1.1 S:2	81.48% (22)	14.81% (4)	3.70% (1)	0.00% (0)
Assessment J. Data-Guided Instruction InTASC 6l CAEP R1.3 S:2	48.15% (13)	44.44% (12)	7.41% (2)	0.00% (0)
K. Feedback to Learners InTASC 6d CAEP R1.3 S:2	59.26% (16)	37.04% (10)	3.70% (1)	0.00% (0)
L. Assessment Techniques InTASC 7d CAEP R1.3 S:2	62.96% (17)	33.33% (9)	3.70% (1)	0.00% (0)
Analysis of Teaching M. Connections to Research and Theory CAEP R1.1 S:1	51.85% (14)	44.44% (12)	3.70% (1)	0.00% (0)
Dispositions Professional Commitment and Behaviors N. Participates in Professional Development (PD) InTASC 9b CAEP R1.4 S:2	66.67% (18)	33.33% (9)	0.00% (0)	0.00% (0)
O. Demonstrates Effective Communication with Parents or Legal Guardians InTASC 10d CAEP R1.4 S:2	55.56% (15)	33.33% (9)	11.11% (3)	0.00% (0)
P. Demonstrates Punctuality InTASC 9o CAEP R1.4 S:2	81.48% (22)	14.81% (4)	3.70% (1)	0.00% (0)
Q. Meets Deadlines and Obligations InTASC 9o CAEP R1.4 S:2	81.48% (22)	14.81% (4)	0.00% (0)	3.70% (1)
R. Preparation InTASC 3d CAEP R1.1 S:2	81.48% (22)	14.81% (4)	0.00% (0)	3.70% (1)
Professional Relationships S. Collaboration InTASC 10b CAEP R1.4 S:2	77.78% (21)	18.52% (5)	3.70% (1)	0.00% (0)
T. Advocacy to Meet the Needs of Learners or for the Teaching Profession InTASC 10j CAEP R1.4 S:2	62.96% (17)	33.33% (9)	3.70% (1)	0.00% (0)
Critical Thinking and Reflective Practice U. Responds Positively to Feedback and Constructive Criticism InTASC 9n CAEP R1.4 S:2	81.48% (22)	11.11% (3)	7.41% (2)	0.00% (0)

CPAST DATA - Midpoint vs. Final

Results:
Total Interns: 27
Internship Semester: Spring 22

CPAST Midpoint vs. Final Comparison Chart



Thank
You



Samford
University